

Unit 2250 - Palm Beach Hotel Condo

2250 - 235 Sunrise Ave, Palm Beach, FL, Palm Beach 33480

Unit Information

| | |
|-----------------|-------------------------------|
| MLS Number: | F10422425 |
| Status: | Active |
| Size: | 389 Sq ft. |
| Bedrooms: | 1 |
| Full Bathrooms: | 1 |
| Half Bathrooms: | 0 |
| Parking Spaces: | Street Parking, Valet Parking |
| View: | Garden View |
| List Price: | \$399,000 |
| List PPSF: | \$1,026 |
| Valuated Price: | \$492,000 |
| Valuated PPSF: | \$1,265 |

The above valuated price is a baseline figure that does not take into account any specific renovation, upgrade, split, merge, or deterioration of the unit.

Building Information

| | |
|--|-----|
| Number of units: | 197 |
| Number of active listings for rent: | 0 |
| Number of active listings for sale: | 6 |
| Building inventory for sale: | 3% |
| Number of sales over the last 12 months: | 9 |
| Number of sales over the last 6 months: | 5 |
| Number of sales over the last 3 months: | 2 |

Building Association Information

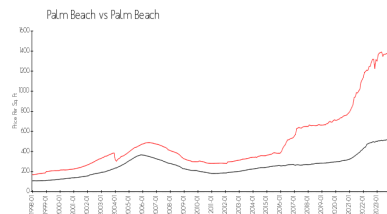
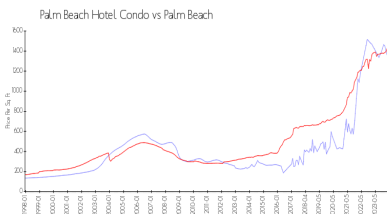
Palm Beach Hotel Condominium
 235 Sunrise Avenue
 Palm Beach, FL33480
 Phone: (561) 659-7665
 Fax: (561) 659-0454
 Email: info@palmbeachhotelcondominium.com

<http://www.palmbeachhotelcondominium.com/>

Recent Sales


| Unit # | Size | Closing Date | Sale Price | PPSF |
|--------|-----------|--------------|------------|---------|
| 3009 | 389 sq ft | Feb 2024 | \$489,000 | \$1,257 |
| 2017 | 271 sq ft | Feb 2024 | \$600,000 | \$2,214 |
| 2224 | 389 sq ft | Jan 2024 | \$550,000 | \$1,414 |
| 2044 | 271 sq ft | Jan 2024 | \$375,000 | \$1,384 |
| 1007 | 573 sq ft | Dec 2023 | \$782,500 | \$1,366 |

Market Information



| | | | |
|-------------------------|----------------|-------------|----------------|
| Palm Beach Hotel Condo: | \$1330/sq. ft. | Palm Beach: | \$1459/sq. ft. |
| Palm Beach: | \$1459/sq. ft. | Palm Beach: | \$475/sq. ft. |

Inventory for Sale



| | |
|------------------------|----|
| Palm Beach Hotel Condo | 3% |
| Palm Beach | 4% |
| Palm Beach | 3% |

Avg. Time to Close Over Last 12 Months

| | |
|------------------------|---------|
| Palm Beach Hotel Condo | 62 days |
| Palm Beach | 81 days |
| Palm Beach | 56 days |