

Unit 1201 Seafarer Cir # 502 - Marina at the Bluffs (5-26)

1201 Seafarer Cir # 502 - 1501-2601 Marina Isle Wy, Jupiter, FL, Palm Beach 33477

Unit Information

| | |
|-----------------|------------------------------------|
| MLS Number: | RX-10906390 |
| Status: | Active |
| Size: | 1,625 Sq ft. |
| Bedrooms: | 2 |
| Full Bathrooms: | 2 |
| Half Bathrooms: | 0 |
| Parking Spaces: | Assigned,Open,Vehicle Restrictions |
| View: | Intracoastal,Marina |
| List Price: | \$675,000 |
| List PPSF: | \$415 |
| Valuated Price: | \$628,000 |
| Valuated PPSF: | \$453 |

The above valuated price is a baseline figure that does not take into account any specific renovation, upgrade, split, merge, or deterioration of the unit.

Building Information

| | |
|------------------------------------------|-----|
| Number of units: | 660 |
| Number of active listings for rent: | 0 |
| Number of active listings for sale: | 21 |
| Building inventory for sale: | 3% |
| Number of sales over the last 12 months: | 24 |
| Number of sales over the last 6 months: | 16 |
| Number of sales over the last 3 months: | 12 |

Building Association Information

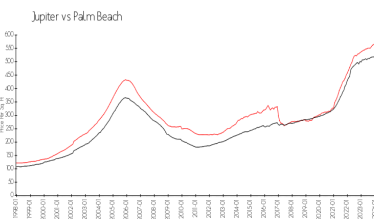
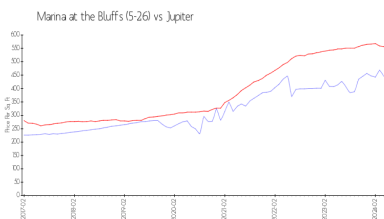
Marina At the Bluffs Condo Association
 Address: 801 Seafarer Cir,
 Jupiter, FL 33477
 Phone: +1 561-624-7967
 561-627-6497

<https://marinabluffs.com/>

Recent Sales

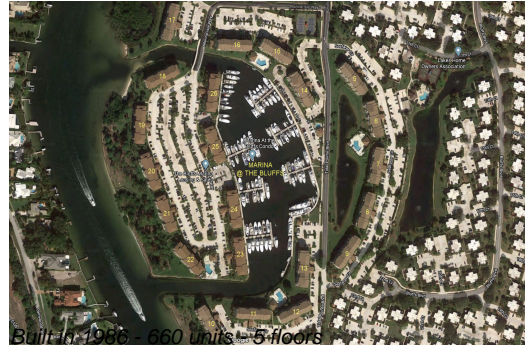
| Unit # | Size | Closing Date | Sale Price | PPSF |
|--------|-------------|--------------|------------|-------|
| 301 | 1,385 sq ft | May 2024 | \$675,000 | \$487 |
| 106 | 1,385 sq ft | Apr 2024 | \$540,000 | \$390 |
| 401 | 1,385 sq ft | Apr 2024 | \$680,000 | \$491 |
| 301 | 1,385 sq ft | Apr 2024 | \$539,000 | \$389 |
| 205 | 1,385 sq ft | Apr 2024 | \$670,000 | \$484 |
| 202 | 1,385 sq ft | Apr 2024 | \$632,500 | \$457 |

Market Information



Marina at the Bluffs (5-26): \$445/sq. ft.
 Jupiter: \$557/sq. ft.

Jupiter: \$557/sq. ft.
 Palm Beach: \$475/sq. ft.



Inventory for Sale

| | |
|-----------------------------|----|
| Marina at the Bluffs (5-26) | 3% |
| Jupiter | 3% |
| Palm Beach | 3% |

Avg. Time to Close Over Last 12 Months

| | |
|-----------------------------|---------|
| Marina at the Bluffs (5-26) | 67 days |
| Jupiter | 66 days |
| Palm Beach | 56 days |