

Unit 580 PACIFIC GROVE DR UNIT 3 - City Side

580 PACIFIC GROVE DR UNIT 3 - 410-690 Amador Ln, West Palm Beach, FL, Palm Beach 33401

Unit Information

MLS Number:	F10487514
Status:	Active
Size:	1,425 Sq ft.
Bedrooms:	2
Full Bathrooms:	2
Half Bathrooms:	1
Parking Spaces:	2 Or More Spaces,Guest Parking
View:	
List Price:	\$319,000
List PPSF:	\$224
Valuated Price:	\$285,000
Valuated PPSF:	\$200

The above valuated price is a baseline figure that does not take into account any specific renovation, upgrade, split, merge, or deterioration of the unit.

Building Information

Number of units:	375
Number of active listings for rent:	11
Number of active listings for sale:	9
Building inventory for sale:	2%
Number of sales over the last 12 months:	21
Number of sales over the last 6 months:	13
Number of sales over the last 3 months:	7

Building Association Information

City Side Association
 Manager Phone: 561.697.8997
 Fax: 561.697.8987
 E-mail: pm@citysideonline.com

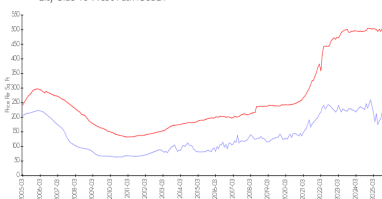
<https://citysideonline.com/index.php>

Recent Sales

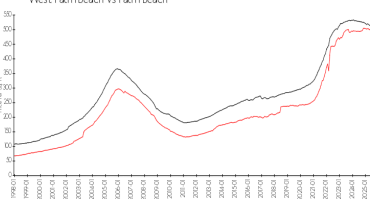
Unit #	Size	Closing Date	Sale Price	PPSF
1	1,455 sq ft	Dec 2025	\$415,000	\$285
4	1,444 sq ft	Nov 2025	\$325,000	\$225
1	2,285 sq ft	Nov 2025	\$430,000	\$188
1	2,250 sq ft	Nov 2025	\$520,000	\$231
4	1,425 sq ft	Oct 2025	\$310,000	\$218
3	2,551 sq ft	Oct 2025	\$420,000	\$165

Market Information

City Side vs West Palm Beach



West Palm Beach vs Palm Beach




City Side: \$207/sq. ft.
 West Palm Beach: \$506/sq. ft.

West Palm Beach: \$506/sq. ft.
 Palm Beach: \$453/sq. ft.

Inventory for Sale

City Side 2%



Built in 2005 - 375 units - 3 floors

West Palm Beach	3%
Palm Beach	3%

Avg. Time to Close Over Last 12 Months

City Side	58 days
West Palm Beach	69 days
Palm Beach	77 days