

# Unit 910 - Slade

910 - 1551 N Flagler Dr, West Palm Beach, FL, Palm Beach 33401

## Unit Information

MLS Number: RX-11040742  
 Status: Active  
 Size: 760 Sq ft.  
 Bedrooms: 1  
 Full Bathrooms: 1  
 Half Bathrooms: 0  
 Parking Spaces: Assigned,Covered,Garage - Attached,Garage - Building,Street,Vehicle Restrictions  
 View: City,Pool  
 List Price: \$275,000  
 List PPSF: \$362  
 Valuated Price: \$277,000  
 Valuated PPSF: \$364

*The above valuated price is a baseline figure that does not take into account any specific renovation, upgrade, split, merge, or deterioration of the unit.*

## Building Information

Number of units: 199  
 Number of active listings for rent: 10  
 Number of active listings for sale: 13  
 Building inventory for sale: 6%  
 Number of sales over the last 12 months: 5  
 Number of sales over the last 6 months: 3  
 Number of sales over the last 3 months: 2

## Building Association Information

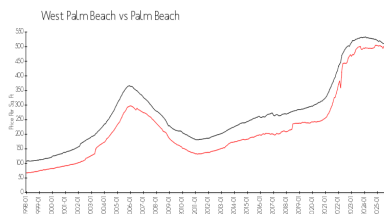
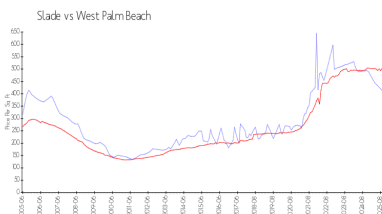
The Slade Condo Association  
 561-653-8230

<https://>

## Recent Sales

Unit #	Size	Closing Date	Sale Price	PPSF
1403	1,175 sq ft	Nov 2025	\$450,000	\$383
1210	760 sq ft	Oct 2025	\$270,000	\$355
1509	760 sq ft	Sep 2025	\$260,000	\$342
712	933 sq ft	Mar 2025	\$395,000	\$423
1011	1,625 sq ft	Feb 2025	\$925,000	\$569

## Market Information




Slade: \$401/sq. ft. West Palm Beach: \$506/sq. ft.  
 West Palm Beach: \$506/sq. ft. Palm Beach: \$453/sq. ft.

## Inventory for Sale

Slade 7%  
 West Palm Beach 3%  
 Palm Beach 3%

## Avg. Time to Close Over Last 12 Months



Slade  
West Palm Beach  
Palm Beach

100 days  
69 days  
77 days